

Introduction

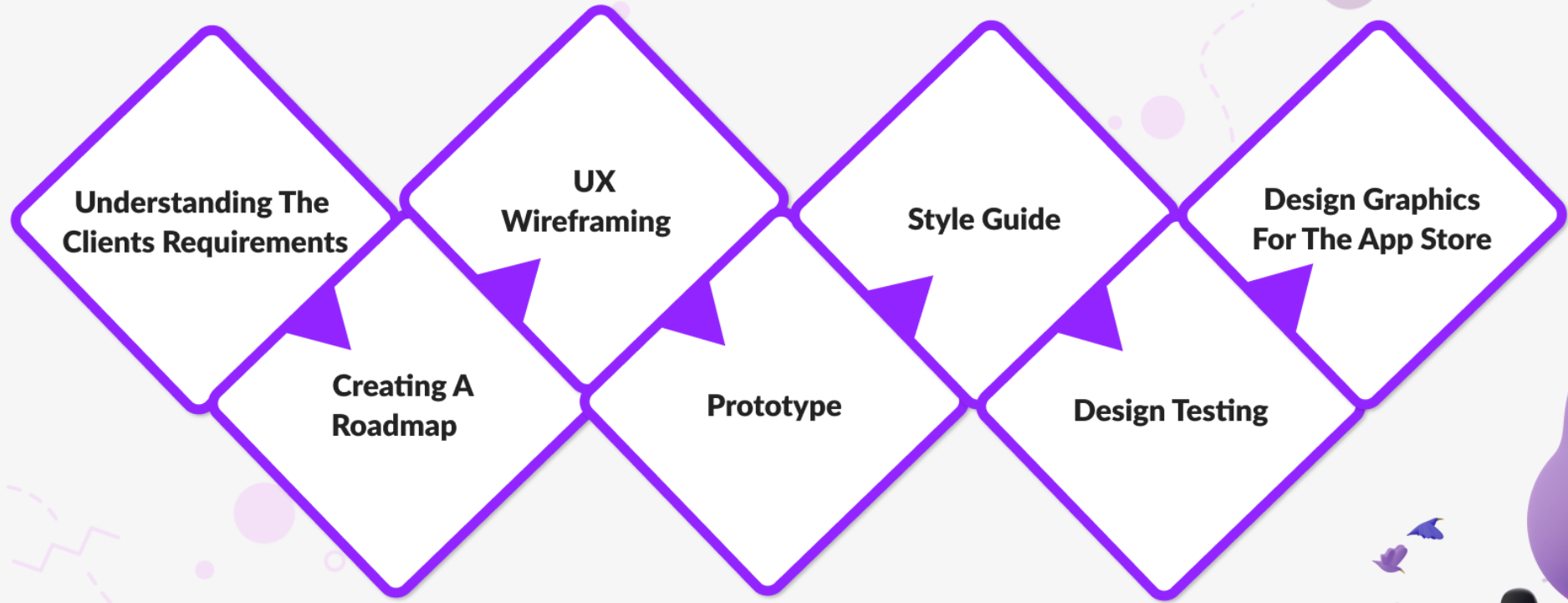
Mastering the art of apps with flawless designs.

Softuvo is a power-packed team of professionals who work together to reach a common goal. We have a bonafide team of UX/UI designers who hold years of experience in the field of mobile app designing. Our fluid design process is all your mobile app needs to stand out from the competitors.

Let's work together to create some app magic.



Our Mobile App Designing Process




Understanding The Clients Requirements

The first and foremost step in our mobile app design process is to understand the client's requirements. What are the client's goals? How does the client want the app to look like? Well, there are many questions that need to be considered when understanding the client's requirements. Once our team analyzes the client's expectations, we then hop on to the next step.



The thread that joins self-licensed leaders together.


The Principals' Community.



Our project is ScienceSoft website development and support. The designer's work is connected with ScienceSoft website design. It implies new element design creation or existing one's redesign. We would like to make our website more beautiful, stylish, and attractive. We need a new view on the website. You can have a look at the website [here](#).

The task for you is product card design creation.

We need to implement a new design for product cards. The current design you can see [here](#).

**Magento Commerce**Best for mid-to-enterprise market

DESCRIPTION <ul style="list-style-type: none">■ Leader in digital commerce named by Gartner.■ Magento B2B module is included for free with Magento Commerce Pro plan.■ Multi-store support to create unique storefronts for different product categories, geolocations or affiliates.■ The large market of off-the-shelf integration solutions.■ Endless customization potential coupled, however, with pretty high development costs.	PRICING <p>Starts at \$1,999 a month.</p>
SUCCESS STORY <p><u>Watco Inc.</u>, a distributor of HVAC and refrigeration equipment to contractors, saw +50% year-to-year revenue growth and a total of \$900 million in online sales with Magento Commerce for their ecommerce operations.</p>	



Creating A Roadmap

We break the app ideas into small milestones and create a perfect roadmap to achieve the overall goals. Who will complete the task? How much time will be required to achieve a particular goal? How much budget is needed to achieve the desired goal? Our team follows a strategic planning approach where all these points are taken care of and a further plan of action is created.



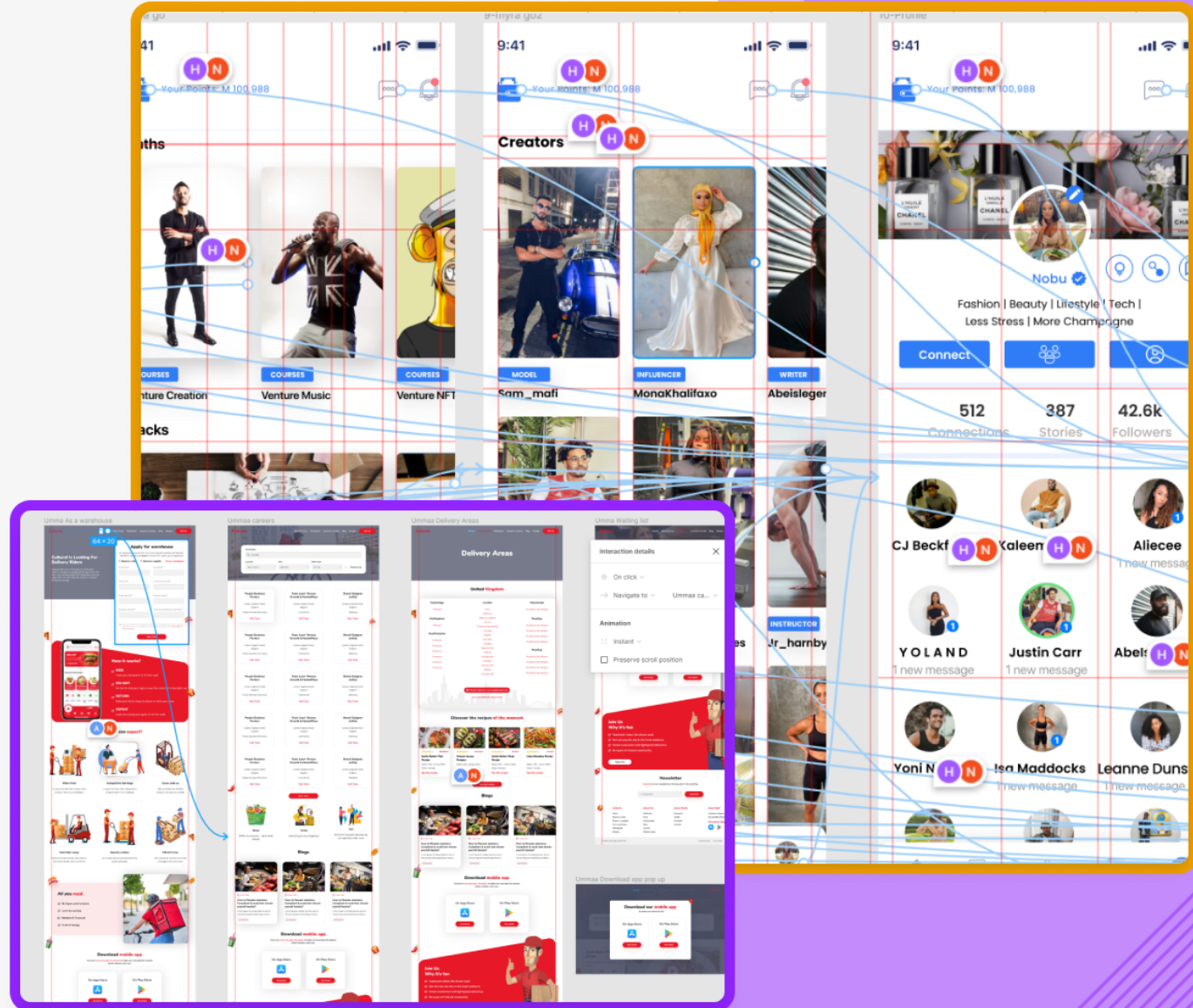
UX Wireframing

The next step is to create a visual representation of the user interface. The team works dedicatedly to creating structure, interactions, and transitions of the user interface. We follow dedicated research where we consider the latest trends and also pay close attention to the competitors. Our designers use wireframe tools to create the app flow seamlessly. The basic blueprint so created consists of all the visuals and sketches that show how the app will function and look.



Prototype

Once we are ready with the wireframes, we then move on to creating prototypes. This allows us to feel and see the app and analyze how the app will work. The low-fidelity prototypes help the team to see how the app is functioning, looking, and understand what user-interface elements are in the app.



COLORS



#D91E2F



#2AA952



#222222



#9B9B9B



TYPOGRAPHY

Fonts

Style

Size

Lato

Bold

32

Lato

Regular

18

Lato

Semibold

18

Metropolis

Medium

16

Metropolis

Regular

12

Metropolis

Bold

32

Poppins

Bold

24



TOOLS



FIGMA



SKETCH



ADOBE XD




PHOTOSHOP



Style Guide

Once the prototypes are made, the team indulges in the style guide process. Here the color palettes, typography, iconography, UI elements, toggles, tabs, and more are taken into consideration. Considering the brand's requirements and market trends, the selection is made to suit the overall project needs.



07. Notifications

Notifications

A modal window titled "Notifications" with a close button (X). It has two tabs: "All" (selected) and "Read". The list contains three notifications: 1. "James Camry created a new Task: Create level design" with a red dot icon, description "Lorem ipsum dolor sit amet, consectetur adipiscing elit. Duis laculis.", and timestamp "Just now". 2. "James Camry commented on an issue" with a red dot icon, description "Lorem ipsum dolor sit amet, consectetur adipiscing elit. Bibendum arcu pulvinar risus lorem. Scelerisque facilisi id accumsan, porttitor pulvinar id quis. Gravid.", and timestamp "5 minutes ago". 3. "Update your profile." with description "Lorem ipsum dolor sit amet, consectetur adipiscing elit. Complete profile." and timestamp "1 day ago".

Change profile picture

A modal window titled "Change profile picture" with a close button (X). It features a circular image of a smiling man. Below the image is a horizontal slider with a blue handle and a small icon of a person.

Pop up

A modal window titled "Pop up" with a close button (X). It contains a "Title" label, a "Description" label, and two buttons: "Cancel" and "Confirm".

Pop up

A modal window titled "Pop up" with a close button (X). It contains a "Title" label, a "Description" label, a dropdown menu, a text input field, a slider, and a "Button" button. A tooltip is shown above the text input with the text "Tooltip content here."

08. Selectors & Elements

A collection of UI controls: 1. Checkboxes: Default, Checked (checked), Disabled, Default. 2. Radio buttons: Default, Checked (checked), Disabled, Default. 3. Toggle buttons: Default, Checked (checked), Disabled, Default. 4. Sorting: Sort by (dropdown), A-Z, Rating (up/down arrows). 5. Date picker: Starting date (input field), a calendar icon, and a calendar popup showing April 2021. 6. Breadcrumbs: Home > Detail > Pricing. 7. Tabs: Section 1 (selected), Section 2. 8. Pagination: < 1 2 3 4 5 6 >.

Progress bar

Four progress bars: 1. Step 1, Step 2, Step 3 (all empty). 2. Step 1 (checked), Step 2, Step 3 (empty). 3. Step 1 (checked), Step 2 (checked), Step 3 (empty). 4. Step 1 (checked), Step 2 (checked), Step 3 (checked).

Time picker

A time picker with a "Starting time" label, an input field, and a time selection modal. The modal shows "00:00" and "00:00" with "AM" and "PM" buttons, and "Cancel" and "Set Time" buttons.

Tooltip

Two tooltip examples: 1. A dark tooltip with the text "Tooltip content here." and a small dark circle. 2. A red tooltip with the text "Tooltip content here." and a small red triangle.

Design Testing

Before making the final launch of the app design, we do design testing. The team uses the latest tools and techniques to test the designs. This step is done to ensure that all the designs made cater to the client's requirements efficiently.

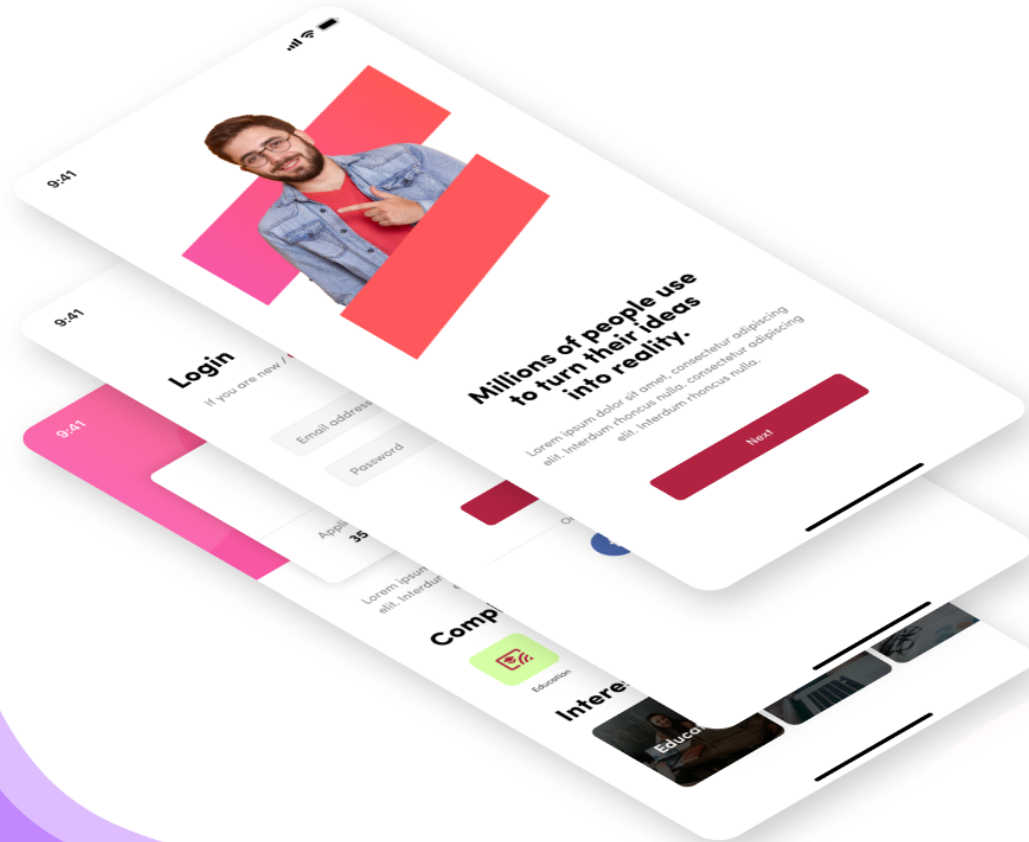


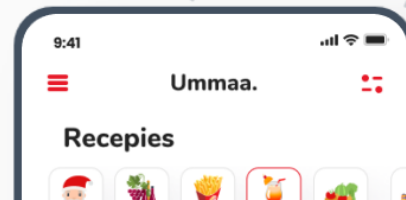
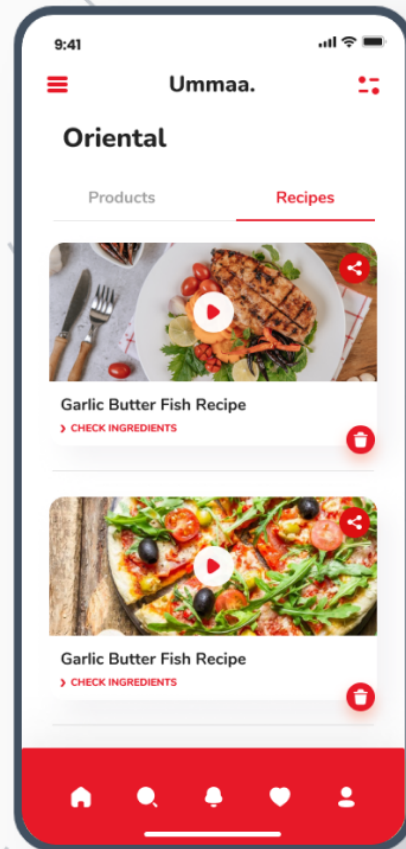
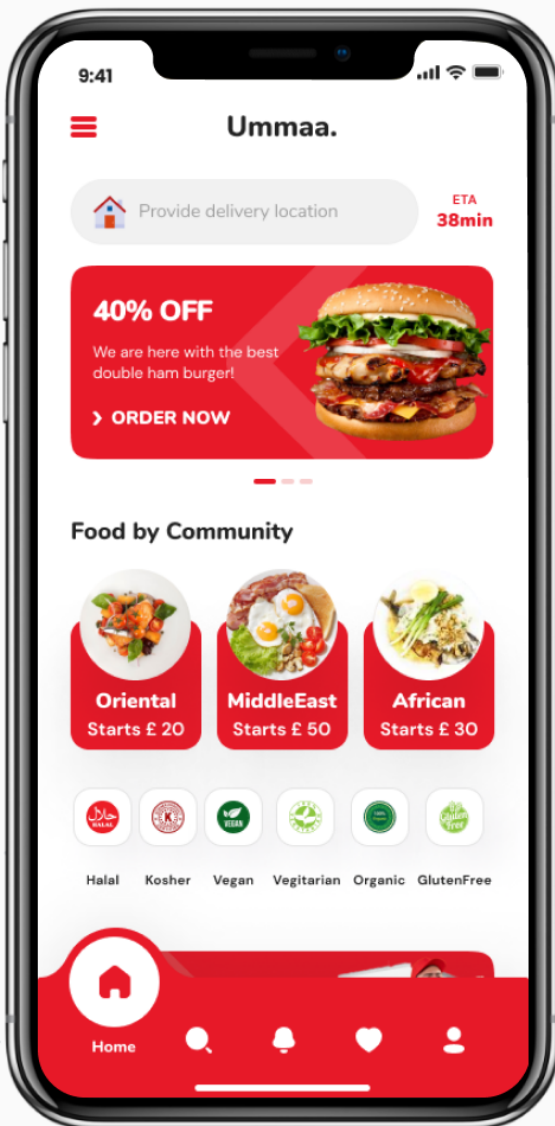
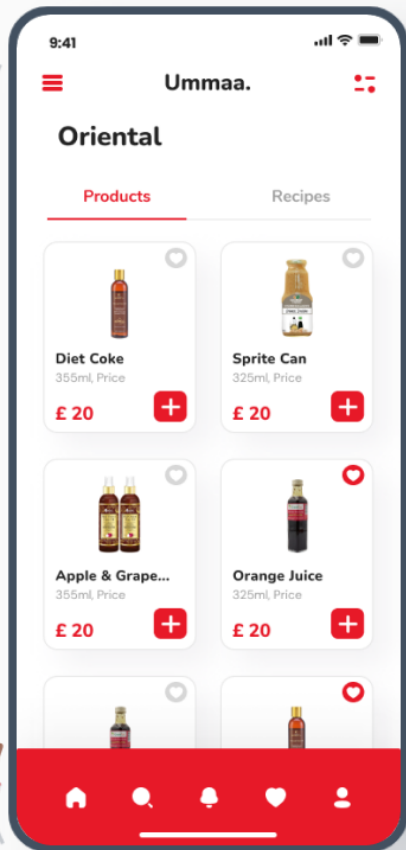
Design Graphics For The App Store

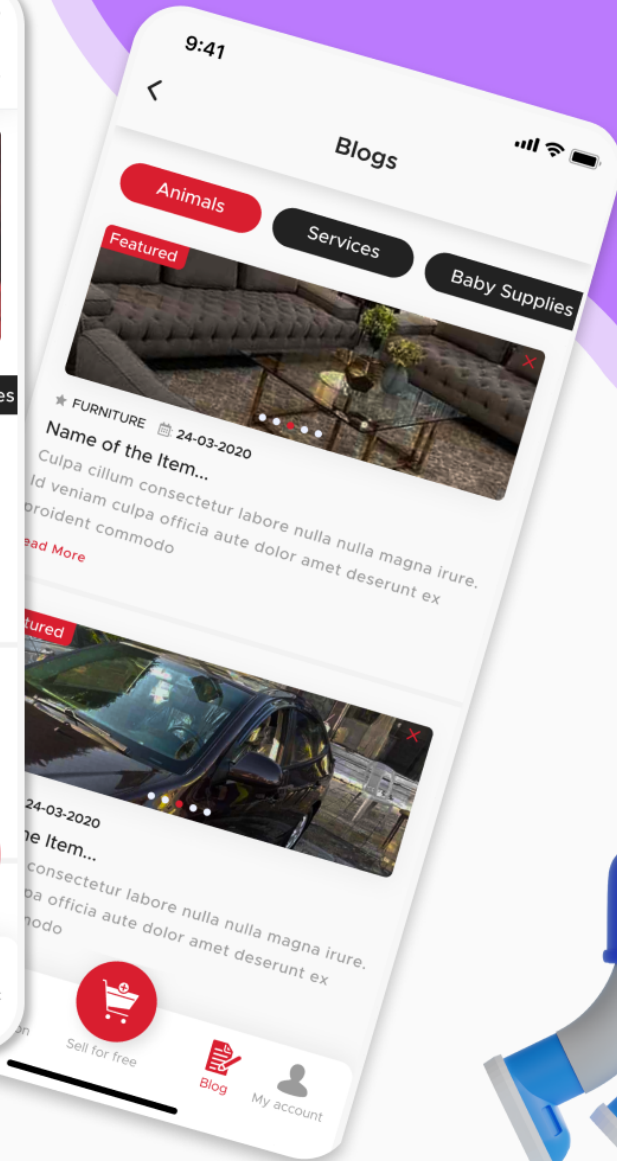
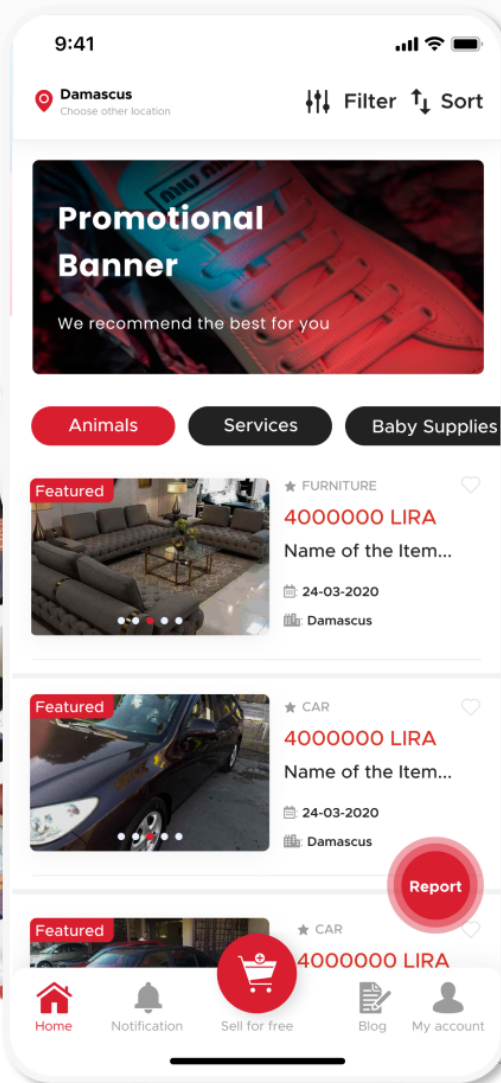
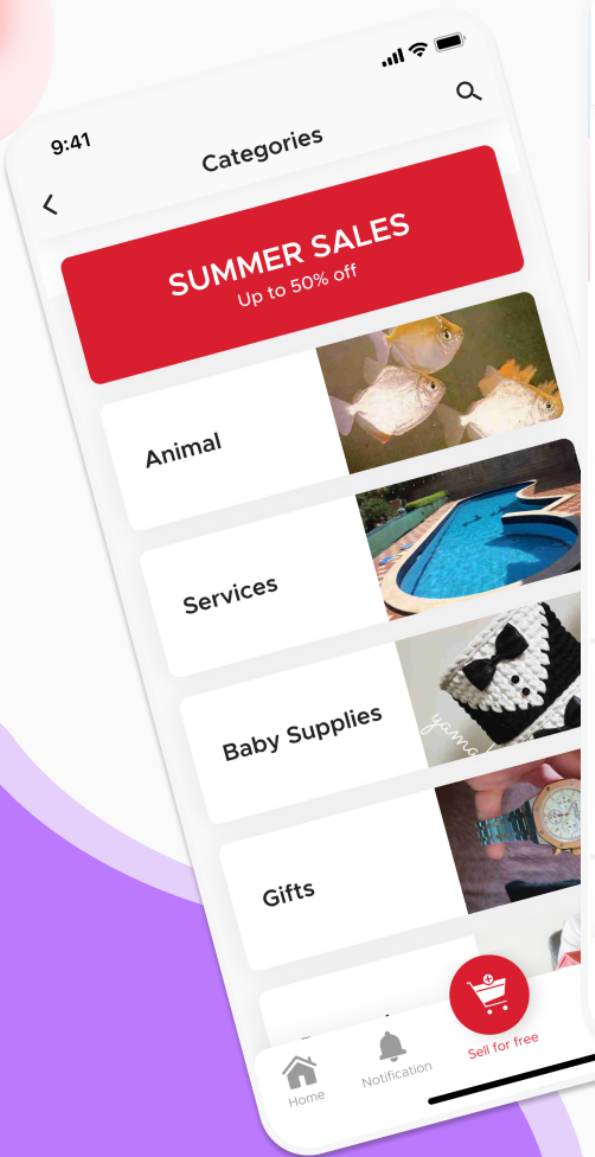
The final step is to create graphics for the app store. For this, the app icon is designed to give the brand a distinct identity. Apart from that, the app graphics are created to give users a gist of how the app looks like. For some projects, demo videos are also created to display on the app stores. This gives users a brief before they actually download the app.

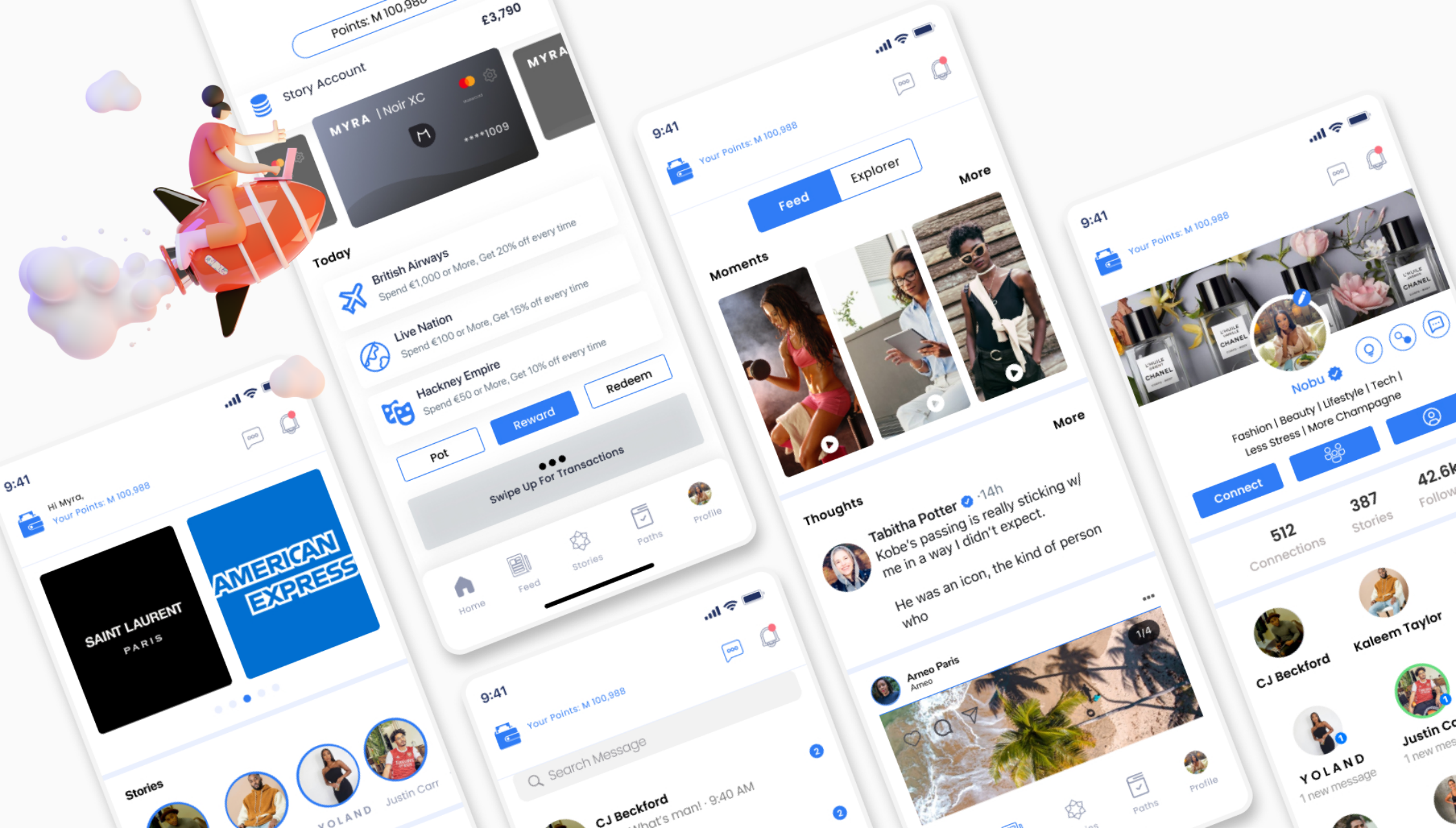


Have a glimpse of some of the jaw-dropping designs created by our team.









Points: M 100,988 £3,790

Story Account

MYRA | Noir XC

Today

British Airways

Spend €1,000 or More, Get 20% off every time

Live Nation

Spend €100 or More, Get 15% off every time

Hackney Empire

Spend €50 or More, Get 10% off every time

Pot

Reward

Redeem

Swipe Up For Transactions

Home

Feed

Stories

Paths

Profile

9:41

Hi Myra, Your Points: M 100,988

SAINT LAURENT PARIS

AMERICAN EXPRESS

Stories

YOLAND

Justin Carr

9:41

Your Points: M 100,988

Feed

Explorer

Moments

Thoughts

Tabitha Potter · 14h

Kobe's passing is really sticking w/ me in a way I didn't expect.

He was an icon, the kind of person who

Arneo Paris

Arneo

9:41

Your Points: M 100,988

Search Message

CJ Beckford

that's man! · 9:40 AM

9:41

Your Points: M 100,988

Nobu

Fashion | Beauty | Lifestyle | Tech | Less Stress | More Champagne

Connect

512 Connections

387 Stories

42.6K Followers

CJ Beckford

Kaleem Taylor

YOLAND

1 new message

Justin Carr

1 new message

GAME APP

